

### A QUARTER REVIEW:

It was a quiet finish to an otherwise solid year in the bond market. The Federal Reserve delivered its third and final interest rate cut of the year in December, despite growing disagreement among FOMC members. As a result, short-term rates fell modestly, while long-term interest rates edged slightly higher. Corporate bond spreads widened 4 basis points but have remained tightly rangebound following the market volatility around April's "Liberation Day." Economic data has started to be released following the prolonged government shutdown, though the reliability of some data points may have been impacted. Notably, the unemployment rate for October will not be reported. November's employment report highlighted a weaker job market, with the unemployment rate rising to a cycle high of 4.6%, but the market mostly shrugged it off. Similarly, the November CPI report showed lower-than-expected inflation, which was dismissed as an anomaly due to missing October inflation data. Despite the noisy fall data, we continue to believe that inflation is slowly moderating, while the labor market is gradually softening.

CONTRIBUTORS	DETRACTORS
CORPORATE OVERWEIGHT	
YIELD CURVE	

ATTRIBUTION			
	JOHNSON	BLOOMBERG US AGGREGATE	DIFFERENCE
DURATION	-0.03%	-0.21%	0.17%
NON-PARALLEL	-0.01%	-0.06%	0.05%
OTHER RATES	0.10%	0.08%	0.02%
SECTOR/QUALITY	0.11%	0.11%	0.00%
SELECTION	0.00%	-0.01%	0.01%
INCOME	1.09%	1.08%	0.01%

PERFORMANCE						
	QTD	1YR	3YR	5YR	7YR	10YR
JOHNSON (GROSS)	1.28%	8.28%	5.04%	-0.24%	2.38%	2.48%
JOHNSON (NET)	1.22%	8.01%	4.78%	-0.49%	2.12%	2.22%
BLOOMBERG US AGGREGATE	1.10%	7.30%	4.65%	-0.36%	1.99%	2.01%

### PERFORMANCE SUMMARY:

The Johnson Core Fixed Income Strategy returned 1.22% net of fees during the fourth quarter, outperforming the Bloomberg Aggregate Index, which rose 1.10%. The primary driver of the Strategy's positive excess return was security selection within corporate bonds. While corporate spreads widened modestly, the Strategy's focus on high-quality corporate securities drove outperformance. Yield curve positioning was an additional tailwind. The Strategy's underweight to 30-year key rate duration proved beneficial as the yield curve steepened during the quarter.

The fourth quarter capped off a strong year for the Johnson Core Fixed Income Strategy. For the full year, the Strategy returned 8.01% net of fees, outperforming the Bloomberg Aggregate Index by 72 basis points. The drivers of full-year relative performance were consistent with those of the fourth quarter, with yield curve positioning being the primary contributor, followed by the Strategy's emphasis on corporate bonds. The Strategy's allocation to and security selection within Agency MBS also contributed positively.

Agency MBS generated excess returns of 171 basis points in 2025, marking their best performance since 2010.

## MARKET OUTLOOK AND PORTFOLIO POSITIONING:

As we turn our attention to the year ahead, we believe our high-quality investment approach is well positioned for the current environment. While late-year economic data was disrupted by the government shutdown, most indicators of labor market activity continue to point to a subdued pace of hiring. This backdrop should allow the Federal Reserve to continue lowering interest rates toward its estimate of neutral, around 3%.

Although credit spreads remain tight, our high-quality security selection discipline positions the Strategy well for potential volatility. Beyond macroeconomic factors, one potential catalyst for wider spreads could be increased supply in the investment-grade market. As hyperscalers increasingly turn to the bond market to finance capital expenditures, credit investors may start to demand a higher spread premium to Treasuries. Should that dynamic play out, the Strategy's underweight to technology names with very tight spreads should be beneficial.

As always, we remain committed to delivering high-quality fixed income portfolios designed to provide consistency and stability across a wide range of market environments.


## PORTFOLIO SUMMARY

	JOHNSON	BLOOMBERG US AGGREGATE
COUPON	3.54%	3.67%
YIELD TO MATURITY	4.37%	4.35%
WEIGHTED AVG. MATURITY (IN YEARS)	7.65	8.11
WEIGHTED AVG. DURATION (IN YEARS)	6.32	5.98
CONVEXITY	0.54	0.47

## OUR FIXED INCOME STRATEGY TEAM:




**Jason Jackman, CFA**  
Chief Executive Officer, Principal




**Michael Leising, CFA**  
Chief Investment Officer -Fixed Income,  
Portfolio Manager, Principal



**Brandon Zureick, CFA**  
Senior Managing Director,  
Principal



**David Theobald, CFA**  
Senior Portfolio Manager,  
Principal



**Ryan Martin, CFA**  
Senior Portfolio Manager,  
Principal

Our primary objective across all duration mandates is to outperform the market with comparable volatility by utilizing our proprietary and unique Quality Yield approach and the deep experience and continuity of our investment team.

For more information on our products and services, please contact a member of our Sales & Client Service Team at 513.389.2770 or [info@johnsonasset.com](mailto:info@johnsonasset.com).



Johnson Asset Management (JAM) is a division of Johnson Investment Counsel, Inc. ("JIC"), an independent and privately owned Midwestern based investment advisory firm registered with the Securities and Exchange Commission. Johnson Asset Management manages institutional separate account portfolios for a wide variety of for-profit and nonprofit organizations, public agencies, public and private retirement plans, and personal trusts of all sizes. It may also serve as sub-adviser for mutual funds. JIC's fees are available upon request and may be found in our Form ADV Part 2A. Performance data quoted herein represents past performance. Past performance does not guarantee or indicate future results. All data is current as of December 31, 2025 unless otherwise noted. Returns and net asset value will fluctuate. To determine if this strategy is appropriate for you, carefully consider the investment objectives, risk factors, and expenses before investing. Individual account management and construction will vary depending on each client's investment needs and objectives. Investments employing JIC's strategies are NOT insured by the FDIC or by any other Federal Government Agency, are NOT Bank deposits, are NOT guaranteed by any Bank or any Bank affiliate, and MAY lose value, including possible loss of principal. Johnson Asset Management claims compliance with the Global Investment Performance Standards. The Institutional Core composite includes all fee paying, fully discretionary, actively managed institutional fixed income portfolios with a minimum value of \$500,000 and an investment objective of broad investment grade, taxable fixed income, benchmarked against the Bloomberg U.S. Aggregate Index. The US Aggregate Bond Index is a broad-based flagship benchmark that measures the investment grade, US dollar denominated, fixed-rate taxable bond market. GIPS® is a registered trademark of CFA Institute. CFA Institute does not endorse or promote this organization, nor does it warrant the accuracy or quality of the content contained herein. JAM's policies for valuing portfolios, calculating performance and preparing compliant presentations, as well as a complete list of composite descriptions are available upon request. Please contact our office at 513.389.2770 or 3777 West Fork Road, Cincinnati, OH 45247. All returns reflect the reinvestment of investment income (dividends and/or interest) and capital gains. Valuations and returns are stated in U.S. dollars. Trade date accounting is used. Portfolio returns are calculated using time weighted return methodology on a monthly basis. Net returns shown reflect gross performance less the highest fee schedule for this strategy. Actual client returns would also be reduced by brokerage commissions, custodial fees, and other client paid expenses detailed in JIC's Form ADV Part 2A.